
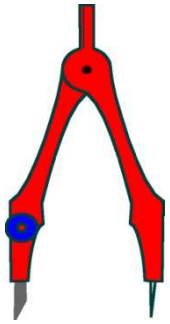


Les triangles

Tracer un triangle à partir de ses mesures.



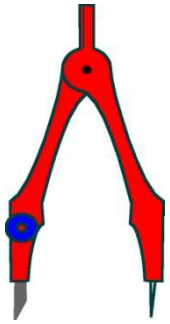
Instruments



Construisons un triangle isocèle ABC , tel que $AB = 3 \text{ cm}$, $AC = 5 \text{ cm}$ et $BC = 5 \text{ cm}$.


J'ai eu beaucoup de problèmes...

Instruments


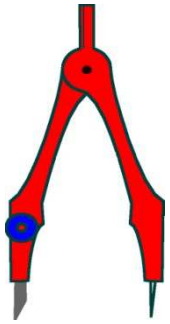


Construisons un triangle isocèle ABC , tel que $AB = 3 \text{ cm}$, $AC = 5 \text{ cm}$ et $BC = 5 \text{ cm}$.

Pour le premier côté, je trace un segment de 3 cm.




Instruments



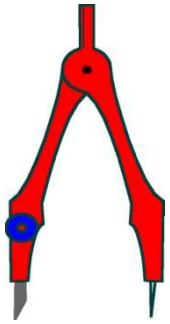


Construisons un triangle isocèle ABC , tel que $AB = 3\text{ cm}$, $AC = 5\text{ cm}$ et $BC = 5\text{ cm}$.

Je nomme les points A et B .




Instruments



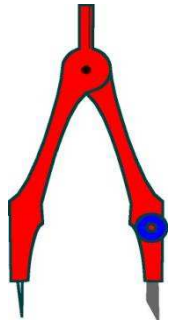


Construisons un triangle isocèle ABC , tel que $AB = 3 \text{ cm}$, $AC = 5 \text{ cm}$ et $BC = 5 \text{ cm}$.

Avec mon compas, je prends un écartement de 5 cm.


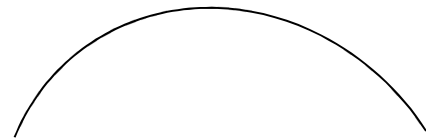


Instruments


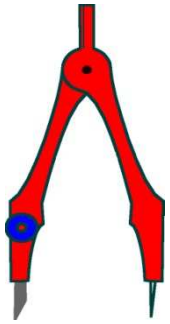


Construisons un triangle isocèle ABC , tel que $AB = 3 \text{ cm}$, $AC = 5 \text{ cm}$ et $BC = 5 \text{ cm}$.

Je mets la pointe du compas en A , et je trace un arc de cercle de rayon 5 cm .


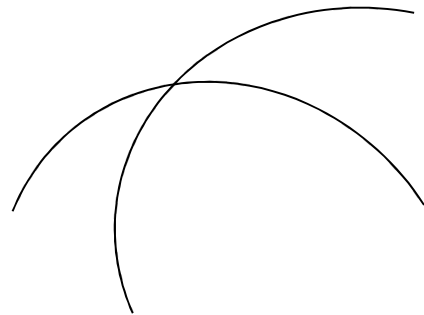


Instruments



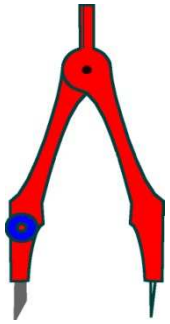


Construisons un triangle isocèle ABC , tel que $AB = 3 \text{ cm}$, $AC = 5 \text{ cm}$ et $BC = 5 \text{ cm}$.

Je fais la même chose avec la pointe du compas sur le point B .


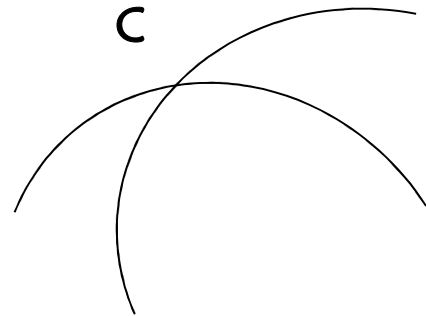


Instruments



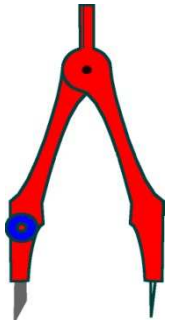


Construisons un triangle isocèle ABC , tel que $AB = 3 \text{ cm}$, $AC = 5 \text{ cm}$ et $BC = 5 \text{ cm}$.

L'intersection des arcs de cercle forme le point C , que je nomme.

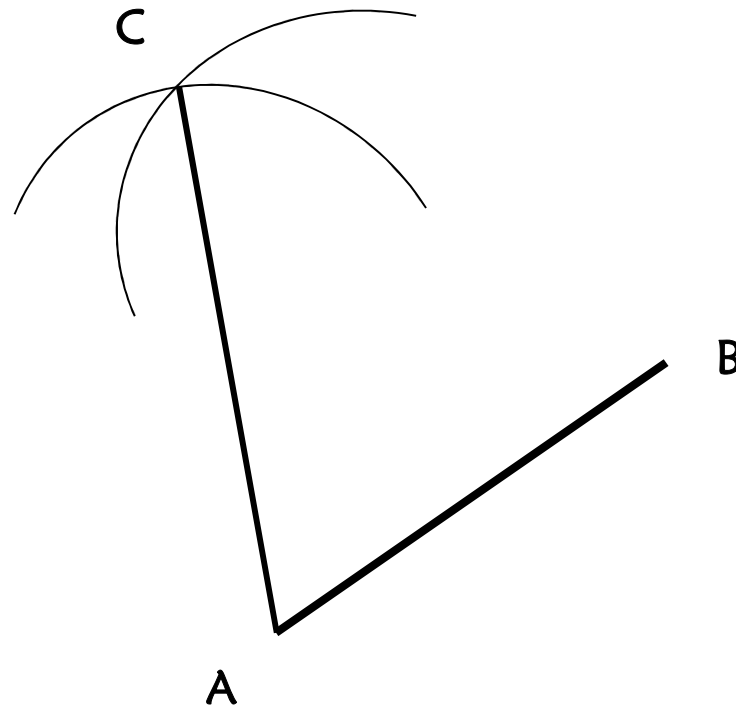


Instruments



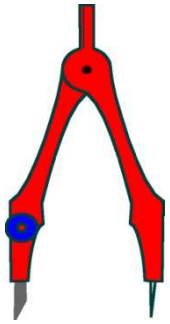


Construisons un triangle isocèle ABC , tel que $AB = 3 \text{ cm}$, $AC = 5 \text{ cm}$ et $BC = 5 \text{ cm}$.

Je n'ai plus qu'à tracer $[AC]$, puis $[BC]$, et le tour est joué !

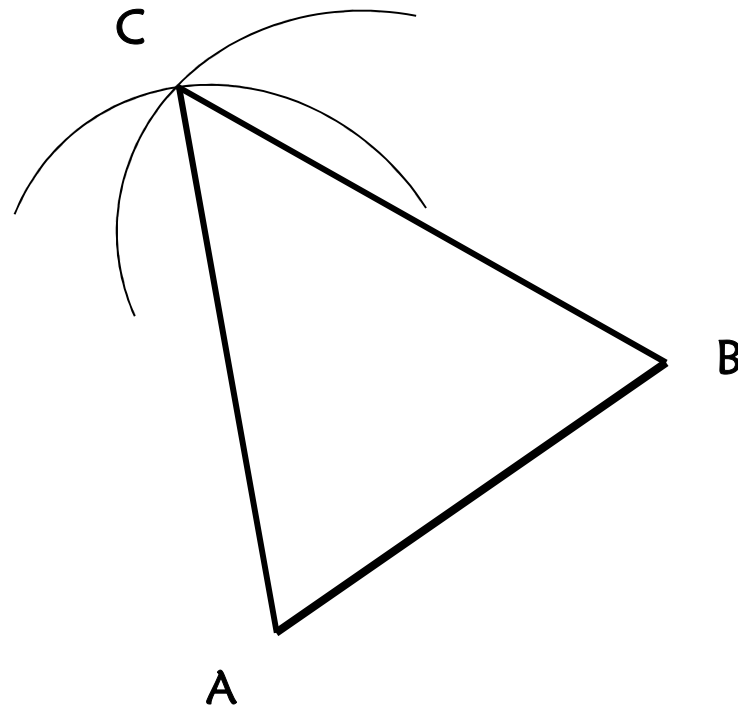


Instruments



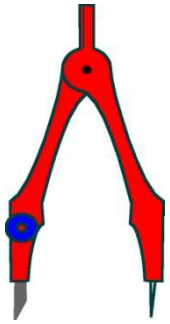


Construisons un triangle isocèle ABC , tel que $AB = 3 \text{ cm}$, $AC = 5 \text{ cm}$ et $BC = 5 \text{ cm}$.

Je n'ai plus qu'à tracer $[AC]$, puis $[BC]$, et le tour est joué !

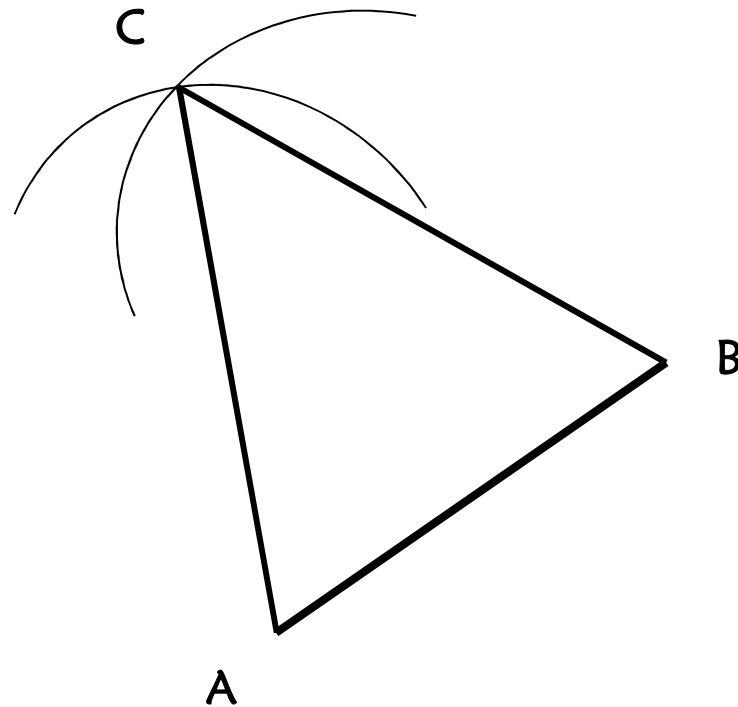


Instruments



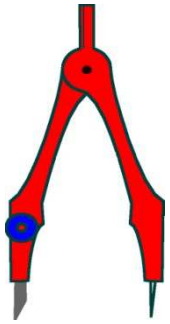


Pour un triangle équilatéral...

... je prends le même écartement que la longueur du premier côté.



Instruments



Pour un triangle quelconque ...
... je change d'écartement pour
chaque côté.

